



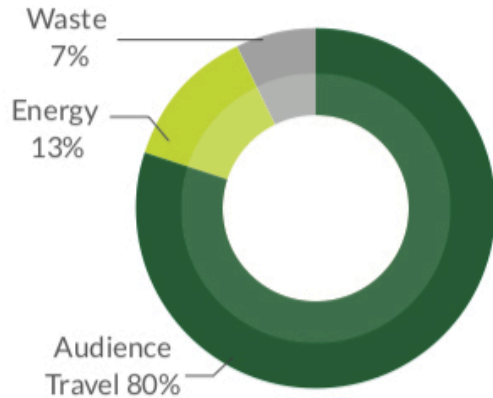
ENERGY REVOLUTION

Turning live event industry travel miles into a direct investment in clean, renewable energy

Environmental Impacts of Live Events

FESTIVAL CARBON FOOTPRINT

AVERAGE CARBON FOOTPRINT WITH AUDIENCE TRAVEL (CO₂e)



TRAVEL TYPICALLY
CONSTITUTES AROUND

80%

OF A FESTIVAL'S
TOTAL KNOWN
CO₂e EMISSIONS

(not counting artist/crew/
service travel and transport)



ENERGY REVOLUTION

Movement for change

- ▶ Supports festivals, artists, audiences and suppliers to understand their impacts
- ▶ Recording fossil-fuel miles
- ▶ Calculating CO₂e emissions.
- ▶ Reducing & balancing with investment in renewable energy projects
- ▶ **Reduction is key: Guide to Sustainable Travel for Festivals and Events**



**THE ENERGY
REVOLUTION GUIDE TO
SUSTAINABLE TRAVEL
FOR FESTIVALS
AND EVENTS**

Who do we work with?


- ▶ 37 Music festivals
- ▶ Suppliers and artists

PARTICIPATING EVENT SUPPLIERS



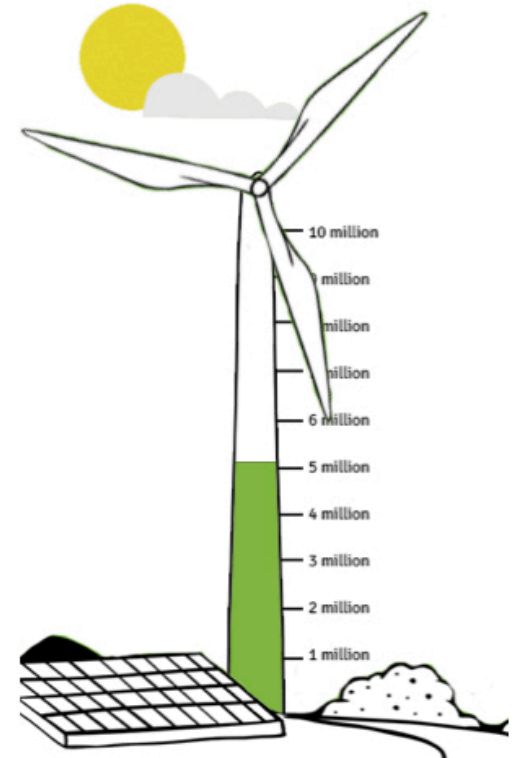
DIPLOMATS
OF SOUND

PARTICIPATING FESTIVALS



OVER 5 MILLION
FOSSIL-FUEL MILES
BALANCED

Together we can turn 10 million
miles of festival travel into
renewable energy. Miles so far:
5,273,302



100% of donations go to the projects

- ▶ Wind turbines, India
- ▶ Community-owned solar, UK
- ▶ Community-owned wind turbine, UK
- ▶ Solar PV system installation, UK
- ▶ Biomass heating system installation, UK





the ticketsellers

